

Points Reports User Guide



Table of Contents

Overview	3
What is PBIS Rewards?.....	3
Why do I need reports?	3
What's inside this manual?	3
Who can see the reports?	3
Points Reporting Dashboard	4
Dashboard.....	4
What's on the dashboard?.....	4
How do I change the data I can see?	4
What reports are included?	4
The Points Reports- Dashboard Reports.....	6
Total Daily Points Awarded	6
Staff & Student Daily Points Goal Achieved.....	6
Points Per Month	8
Additional Points Reports	9
Points Awarded by Staff.....	9
Points Awarded to Student	10
Stars Awarded to Staff	11
Points Awarded by Grade	12
Average Points Awarded by Staff.....	13
Points Awarded by Group	14
Points vs. Referral	15
Points Awarded by Gender	16
Points Awarded by Ethnicity	17

Overview

What is PBIS Rewards?

PBIS Rewards is a Software-as-a-Service solution that provides an automated school-wide PBIS management system. Our system simplifies the implementation and tracking of the PBIS framework within a school. With PBIS Rewards, school administration can clearly see how teachers are utilizing PBIS and how PBIS is improving school culture.

PBIS Rewards is easy to use, fun for both students and staff, and provides accountability for everyone in the school. Our suite of PBIS Apps includes a Parent App that gives parents a view into how their child is doing with respect to the PBIS program. There is also a Student App that allows students to track their points, referrals, and CICO, as well as redeem points via events, raffles, and stores.

Why do I need reports?

School climate influences academic performance in numerous ways. When you concentrate on building positive relationships between students and staff, you lay the groundwork for a focused learning atmosphere. A schoolwide framework built around positive behavior interventions and supports helps to equip students with the tools they need to develop socially and emotionally.

Tracking the effectiveness of this schoolwide effort relies on accurate reporting. Most schools must report disciplinary data to their state education agencies as well as to the U.S. Department of Education. This data helps to shape education policy on district, state, and federal levels. Within each individual school, however, this data can help to completely transform a school's climate.

Accurate and effective data collection on the individual school level can provide timely feedback for fine-tuning a positive behavior initiative. Reports generated at this level can tell you if teachers are using the program equitably and who may benefit from coaching. You can also view trends such as tardiness, bullying, and discipline referrals to get a sense of the effectiveness of your initiative. These reports can help you to adjust your policies and assess the impact of these adjustments within a short time frame.

What's inside this manual?

This manual will walk through all the reports found in the PBIS Rewards Points Reports Dashboard. Each report discussed in this manual is illustrated with a screenshot and includes details about the data and usage of the report.

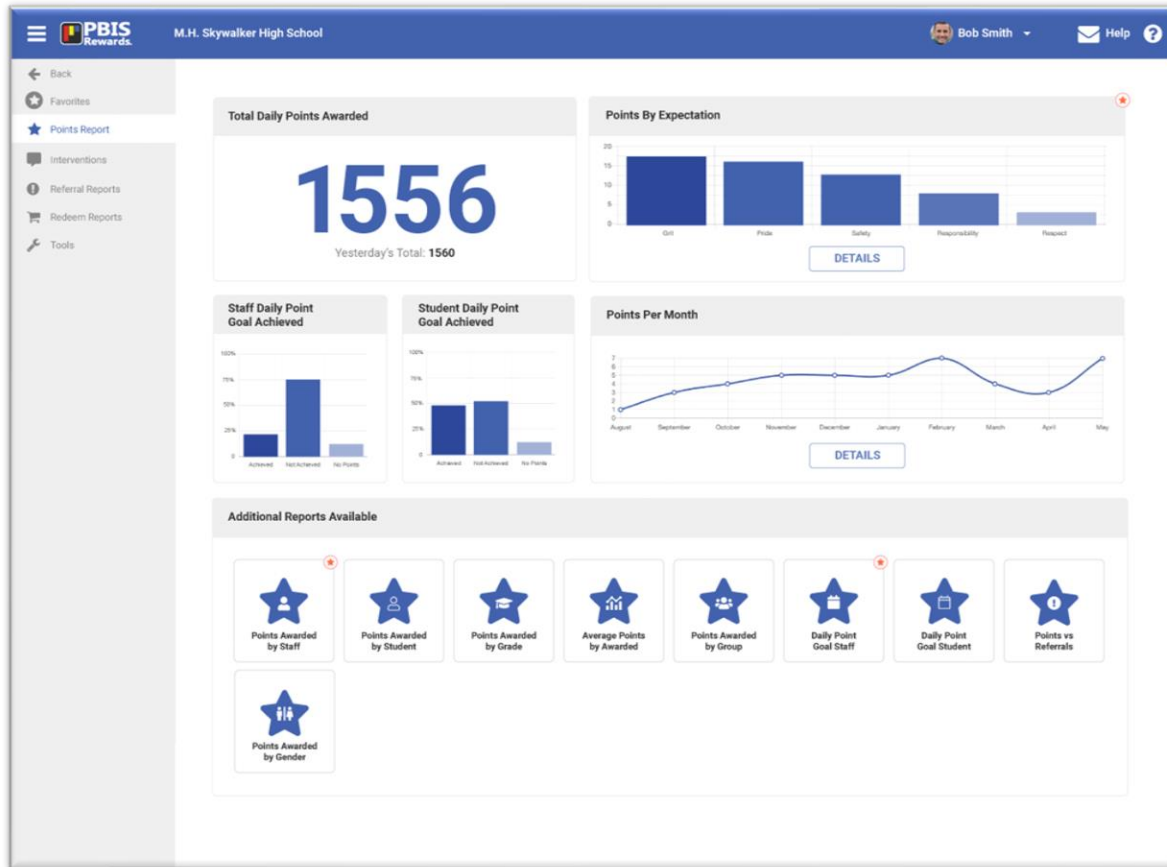
Who can see the reports?



Anyone who has Admin rights or Reports View permission can see the Points Dashboard data. These rights can be given in the Staff page by an admin. Click on the permissions column (with the key). You can select what permissions each user should have.

Points Reporting Dashboard

Dashboard



What's on the dashboard?

The Points Dashboard will give the user a quick snapshot of some of the most critical data points. Additional reports can be found at the bottom of the screen. No need to spend hours looking for important data. We have taken some of the most popular reports and made an easy-to-read dashboard with thumbnails of the data. Most of these thumbnail graphics contain a Details button that will allow the user to dig into more thorough data. Each report can now be easily printed (including the graphics) or exported to a CSV file. There are currently 14 reports users can use to track behavior in their school.

How do I change the data I can see?

Once inside the details of each report, there is a left-hand side menu. Each report contains a variety of reporting options for choosing the date range. Depending on the specific report, users can customize grade levels, students, and data displayed so that graph shows exactly what they need to see.

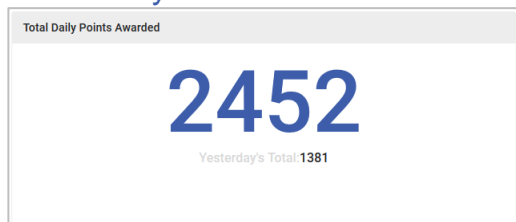
What reports are included?

Total Daily Points Awarded
Today's Points by Expectation
Staff Daily Point Goal Achieved
Student Daily Point Goal Achieved
Points by Month
Points Awarded by Staff
Points Awarded to Student

Stars Awarded to Staff
Points Awarded by Grade
Average Points Awarded by Staff
Points Awarded by Group
Points vs. Referrals
Points Awarded by Gender
Points Awarded by Ethnicity

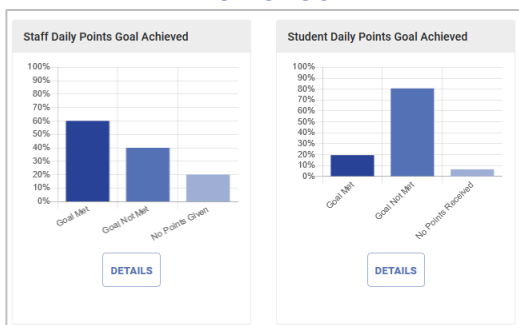
The Points Reports- Dashboard Reports

Total Daily Points Awarded

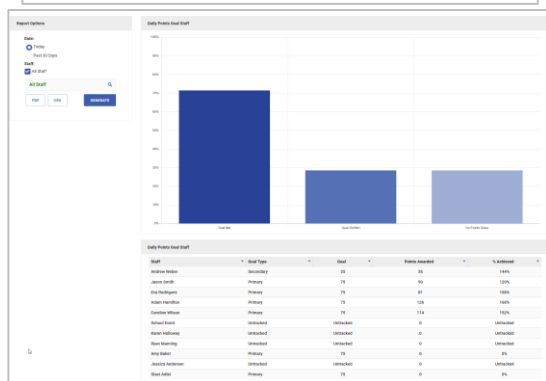


You can see at a glance how many points your school has awarded today vs yesterday. This gives you a quick indication of the points activity of your school.

Staff & Student Daily Points Goal Achieved



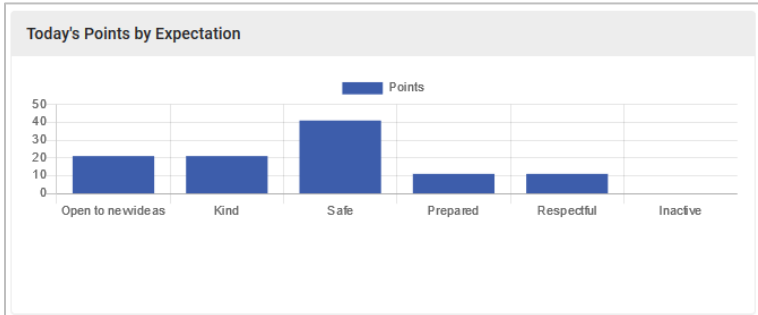
This graph shows the percent of the staff & student daily point goal achieved. It shows the percentage of primary/secondary staff members and students who have met the daily point goal, not met the goal and/or not given any points. A benchmark for successful implementation is a fidelity rate of 80% for staff members.



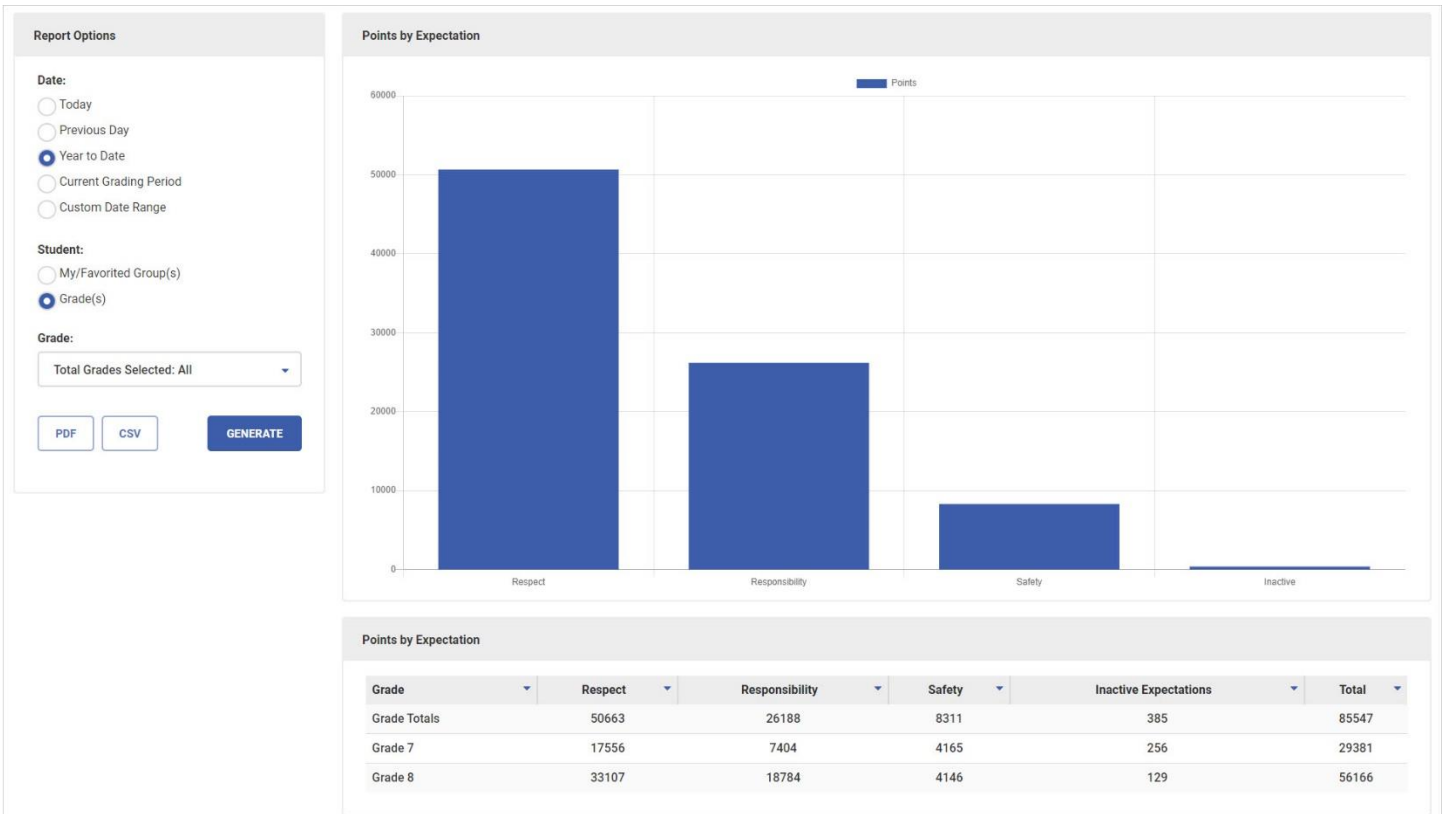
Once the “Details” button is selected on either report, additional options are given to see the report based on the past 30 days and/or based on a specific individual.

Today's Points by Expectation

This report shows the points awarded by each expectation today (only appears if expectations are used at your school). This will allow you to see the behaviors for which your students are being rewarded the most and where some improvement may be needed. The small graph will be displayed in the Points Reports dashboard and will update every 24 hours. The larger graph can be accessed from the details button located just below the graph in the dashboard.



The small chart to the left shows a thumbnail of Today's Points by Expectation. However, when a user selects the DETAILS button, they have the option to see all the data and customize the report options.



Points Per Month

The Points Per Month report will show how many points are being awarded each month so that you can track the progress of your PBIS program implementation. The small graph will be displayed in the Points Reports dashboard and will update every 24 hours. The larger graph can be accessed from the details button located just below the graph in the dashboard.



The small chart to the left shows a thumbnail of the Points Per Month. However, when a user selects the DETAILS button, they have the option to see all the data and customize the report details to compare up to 4 grade levels.



Additional Points Reports

Points Awarded by Staff

The Points by Staff report will allow admins to see exactly how many points are being awarded by staff members in a given time frame (and per expectation if expectations are active in your school). They will also be able to select Point Activity Details to view every instance in which a point was given by the teacher. If a CSV is created, then more information is included (i.e. comments made when points were given).

Report Options

Date:
☒ Today
☐ Year to Date
☐ Current Grading Period
☐ Custom Date Range

Staff:
☒ All Staff

Type:

Awarded by Staff

All Staff Selected

Staff	Open to new ideas	Kind	Safe	Prepared	Respectful	Inactive Expectations	Total
Alanna Washington	0	0	0	0	0	0	0
Alexandrine Hills	0	0	0	0	0	0	0
Amanda Hamilton	0	0	0	0	0	0	0
Angelina Schroeder	0	0	0	0	0	0	0
Aniya Cremin	0	0	0	0	0	0	0
Arianna Borer	0	0	0	0	0	0	0
Briana Paucak	0	0	0	0	0	0	0
Brielle Turcotte	0	0	0	0	0	0	0
Buck Swift	0	0	0	0	0	0	0
Candace Reichert	0	0	0	0	0	0	0
Carli Rath	0	0	0	0	0	0	0
Casimir Kovacek	0	0	0	0	0	0	0


Report Options

Date:
☒ Today
☐ Year to Date
☐ Current Grading Period
☐ Custom Date Range

Staff:
☐ All Staff

Type:

Awarded by Staff


Tornado Jones
 ID: 3337777

Staff	Date/Time	Points	Student
Tornado Jones	09/19/19 11:35 AM	1	Lucienne Bechtelar (31551673)
Tornado Jones	09/19/19 11:35 AM	1	Lucienne Bechtelar (31551673)
Tornado Jones	09/19/19 11:35 AM	1	Lucienne Bechtelar (31551673)
Tornado Jones	09/19/19 11:35 AM	1	Lucienne Bechtelar (31551673)
Tornado Jones	09/19/19 11:35 AM	1	Lucienne Bechtelar (31551673)
Tornado Jones	09/19/19 09:47 AM	1	Gustoffson-Alexander Abbott (31509070)
Tornado Jones	09/19/19 09:47 AM	1	Gerhard Anderson (31571018)
Tornado Jones	09/19/19 09:47 AM	1	Jefferson Abbott Alexandria (31522895)
Tornado Jones	09/19/19 09:47 AM	1	VIOLET BICKERSTAFF ANDERSON (31660628)
Tornado Jones	09/19/19 09:47 AM	1	Josephine Anderson (31647356)

Points Reports | User Guide



Points Awarded to Student

The Points to Student report will allow admins to see exactly how many points are being awarded to the students, in a given time frame (and per expectation if expectations are active in your school). They will also be able to select Point Activity Details to view every instance in which a point was given to a student. If a CSV is created, then more information is included (i.e. comments made when points were given).

Report Options

Date:

☒ Today

☐ Year to Date

☐ Current Grading Period

☐ Custom Date Range

Student:

☒ All Students

All Students

Type:

Point Summary

PDF

CSV

GENERATE

Awarded to Student

All Students Selected

Awarded to Student

Displaying 1 - 1896 out of 1896 students

<<

<

1

2

3

4

5

6

7

8

>

>>

Student	Open to new ideas	Kind	Safe	Prepared	Respectful	Inactive Expectations	Total
Abraham Hamill	3	3	5	2	2	0	15
Camilla Bosco	3	3	5	2	2	0	15
Eli Anderson	3	3	5	2	2	0	15
Gerhard Anderson	3	3	5	2	2	0	15
Gustoffson-Alexander Abbott	3	3	5	2	2	0	15
Jefferson Abbott Alexandria	3	3	5	2	2	0	15
Josephine Anderson	3	3	5	2	2	0	15
JUSTON ANDUNDING ANDERSON	3	3	5	2	2	0	15
Kamille Crooks	3	3	5	2	2	0	15
VIOLET BICKERSTAFF ANDERSON	3	3	5	2	2	0	15

Report Options

Date:

☐ Today

☒ Year to Date

☐ Current Grading Period

☐ Custom Date Range

Student:

☐ All Students

Eli Anderson

Type:


Point Activity Details

PDF

CSV

GENERATE

Awarded to Student



Eli Anderson

ID: 31536399

Grade: 11

Homeroom: Tornado Jones

Awarded to Student

Displaying 1 - 88 out of 88 records

<<

<

1

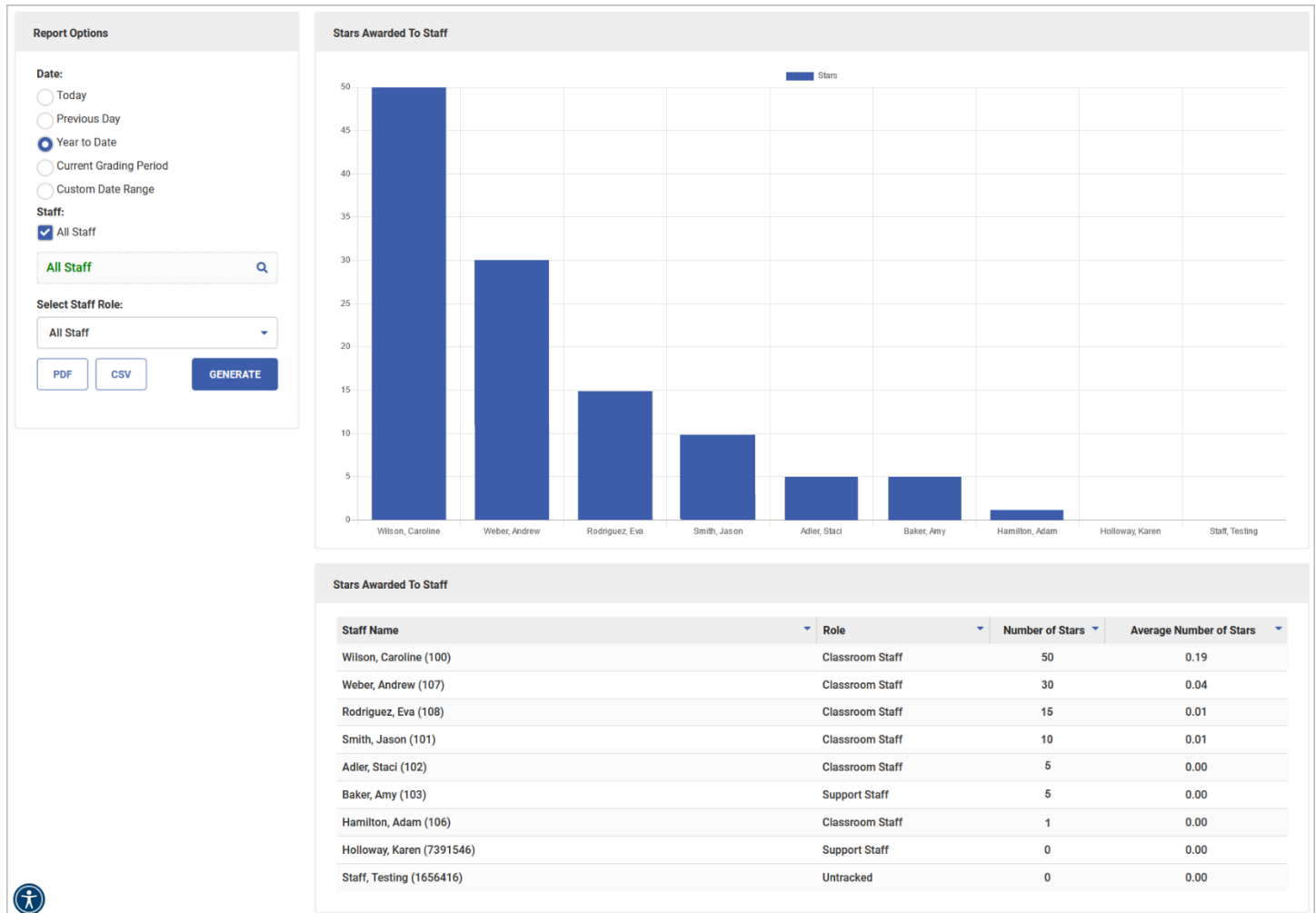
>

>>

Student	Date/Time	Points	Staff
Eli Anderson (31536399)	09/19/19 11:46 AM	1	Tornado Jones
Eli Anderson (31536399)	09/19/19 11:46 AM	1	Tornado Jones
Eli Anderson (31536399)	09/19/19 11:46 AM	1	Tornado Jones
Eli Anderson (31536399)	09/19/19 11:46 AM	1	Tornado Jones
Eli Anderson (31536399)	09/19/19 11:46 AM	1	Tornado Jones
Eli Anderson (31536399)	09/19/19 09:47 AM	1	Tornado Jones
Eli Anderson (31536399)	09/19/19 09:47 AM	1	Tornado Jones
Eli Anderson (31536399)	09/19/19 09:47 AM	1	Tornado Jones
Eli Anderson (31536399)	09/19/19 09:47 AM	1	Tornado Jones

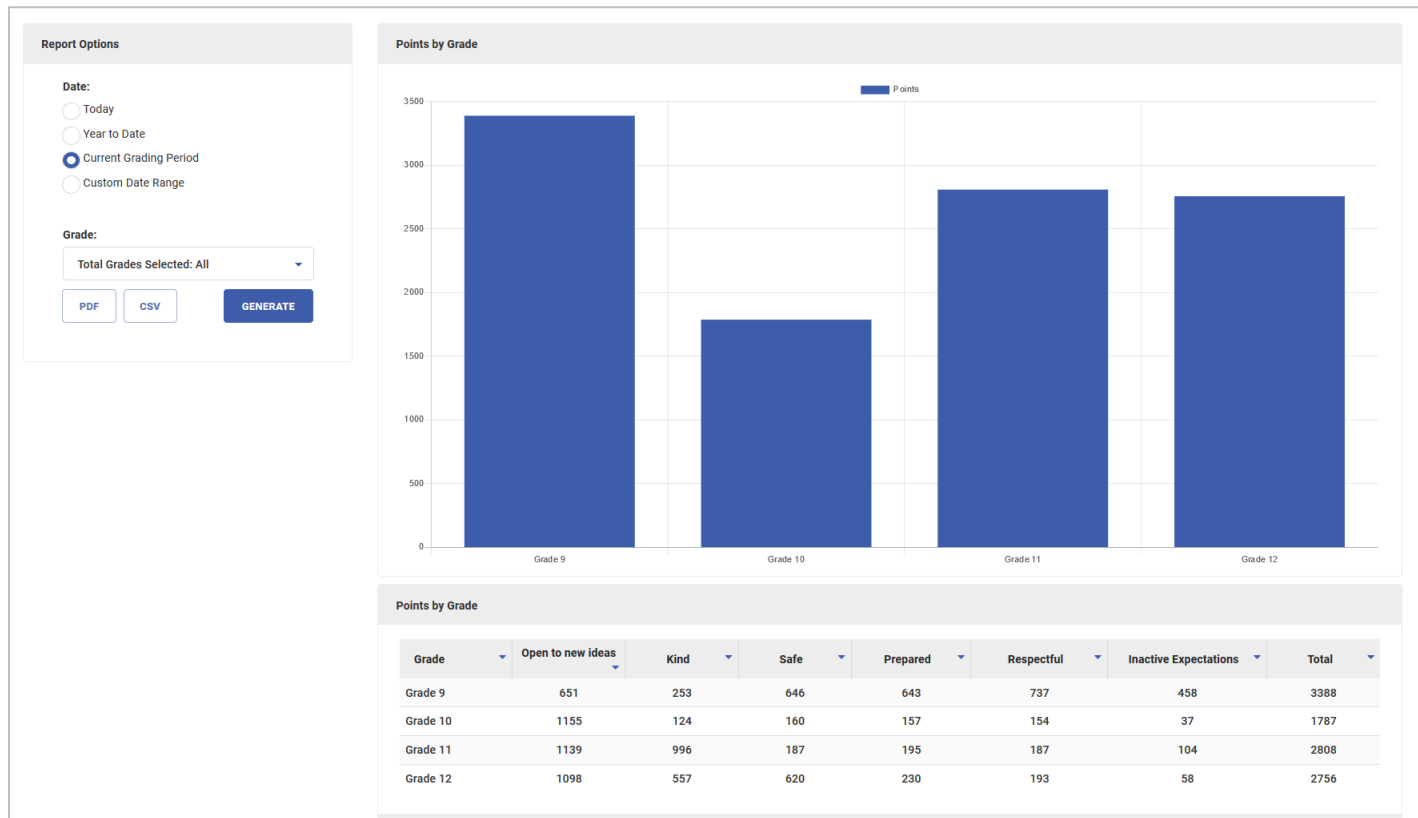
Stars Awarded to Staff

The Stars Awarded to Staff report allows you to compare the total number of stars given to staff members when they log in, award points, or reach their Daily Point Goal. You will be able to quickly see the staff members who are not logging into the system and acknowledge the staff who are earning the most points during a given time frame. The graph shows the top ten entries based on how the table is sorted.



Points Awarded by Grade

The Points by Grade report allows you to compare point totals for each grade in a given time frame. This will allow you to see how each grade level is doing when it comes to being rewarded for positive behavior. When a single grade is selected for this report, summary totals are shown for each student in that grade.



Report Options

Date:

☐ Today

☐ Year to Date

☒ Current Grading Period

☐ Custom Date Range

Grade:

Total Grades Selected: 1

PDF CSV **GENERATE**

Points by Grade


Grade 9

Student	Homeroom Teacher	Open to new ideas	Kind	Safe	Prepared	Respectful	Inactive Expectations	Total
Bessie Morar (31571083)	Aniya Cremin	4	4	4	4	4	0	20
Akeem McGlynn (31581831)		3	3	3	3	3	0	15
Arne Pacocha (31571312)		3	3	3	3	3	0	15
Asia Lesch (31651132)		3	3	3	3	3	0	15
Brycen Bergnaum (31658230)		3	3	3	3	3	0	15
Candido Wolf (31645457)		3	3	3	3	3	0	15

Average Points Awarded by Staff

The Average Points Awarded by Staff report will show the number of points awarded by the staff member, the number of interactions (the number of times points are given) and the average number of points given per interaction with students. This report is designed to show how often staff members are interacting with the students while giving points. If a staff member has a high average of points given per interaction, then they may not be connecting with students as often when giving points.

Report Options

Date:
☐ Today
☐ Previous Day
☒ Year to Date
☐ Current Grading Period
Staff:
☒ All Staff
 

Average Points Awarded


All Staff Selected

Average Points Awarded


* Untracked staff not shown

Staff	Average Points Awarded	# of Interactions	Total Points Awarded
Admin Huff	7.42	43	319
Brad Test	2.07	223	462
Joe Vessell	1.00	12	12
Drew Gries	2.25	5720	12852
Allison Kassenbrock	3.00	4	12
Cindi Watkins	1.00	1	1
Adam Baysinger	3.00	6	18
Rachael Anderson	2.00	1	2
Alisa Mosbey	2.67	27	72

Report Options

Date:
☐ Today
☐ Previous Day
☒ Year to Date
☐ Current Grading Period
Staff:
☐ All Staff
 

Average Points Awarded



Alisa Mosbey
 ID: 13950

Average Points Awarded

* Untracked staff not shown

Staff	Average Points Awarded	# of Interactions	Total Points Awarded
Alisa Mosbey	2.67	27	72

Points Awarded by Group

The Points Awarded by Group report displays the total number of points that have been awarded to a group of students, the points that have been awarded per expectation and the average points awarded per student. The groups that will be available to view include all of the groups found in the user's "My Groups/Favorites" section.

Report Options

Date:

☐ Today
☐ Previous Day
☒ Year to Date
☐ Current Grading Period
☐ Custom Date Range

Group:

Total Groups Selected: All

Points by Group

Group	Open to new ideas	Kind	Safe	Prepared	Respectful	Inactive Expectations	Avg Per Student	Total
Cico group	12	14	10	6	6	1	5.56	50
ENG HON 2	54	3	2	3	2	0	2.06	64
FINANCIAL OPS	24	23	1	0	0	0	2.82	48
FOUND OF ROBOTICS	41	35	33	33	33	0	5.47	175
MATH COLL. READINESS	73	49	44	45	18	0	6.94	229
Thunder	123	114	124	87	96	0	36.27	544
WORLD HIST	140	88	87	87	86	0	14.79	488
WORLD HIST HON	54	1	0	0	0	0	1.72	55

Report Options

Date:

☐ Today
☐ Previous Day
☒ Year to Date
☐ Current Grading Period
☐ Custom Date Range

Group:

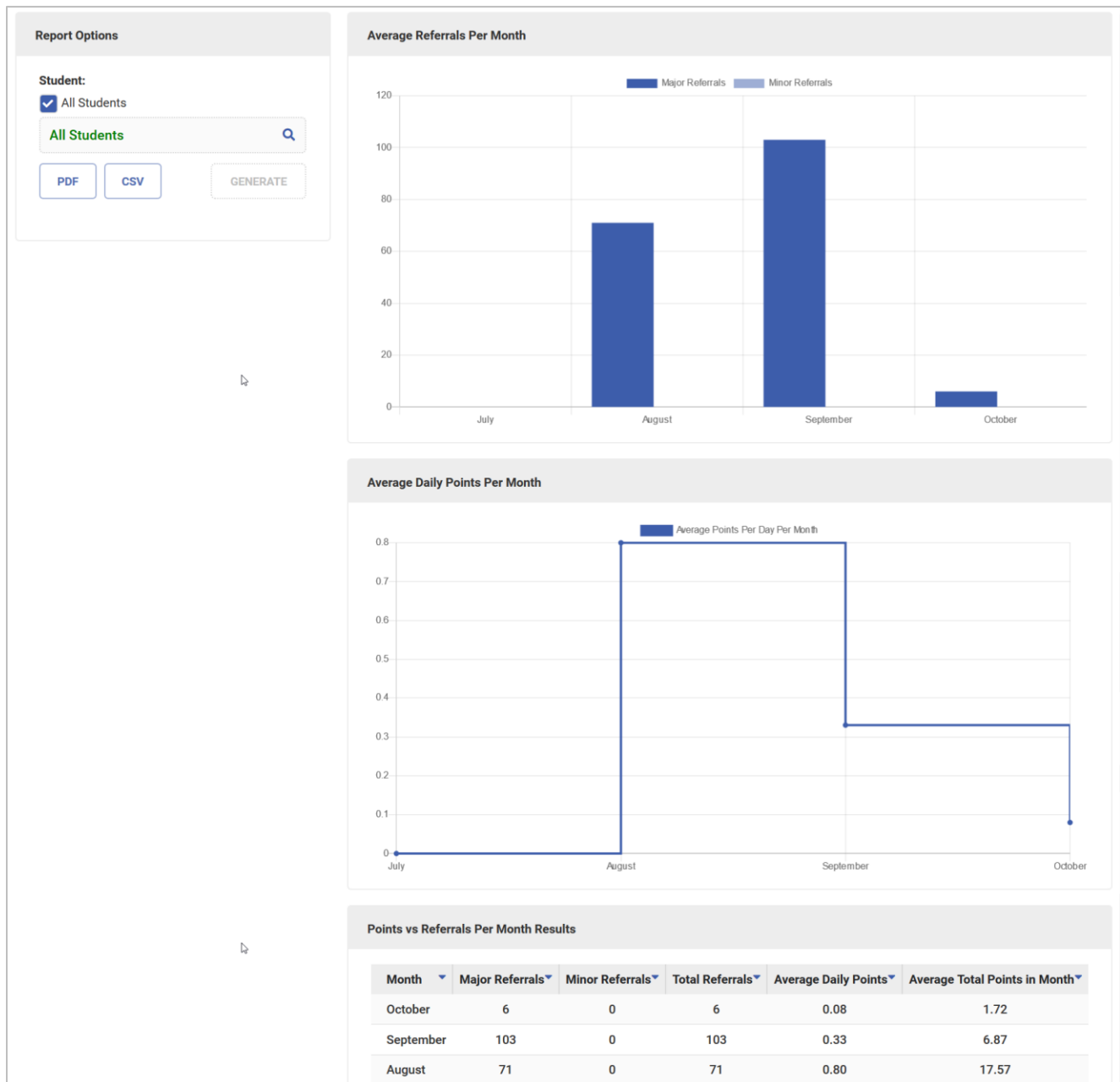
Total Groups Selected: 1

Points by Group

Student	Open to new ideas	Kind	Safe	Prepared	Respectful	Total
Erick Eichmann (31683626)	5	3	3	3	3	17
Leonard Gutkowski (31591182)	5	3	3	3	3	17
Marisa Hagenes (31481664)	5	3	3	3	3	17
Ruby Steuber (31551927)	5	3	3	3	3	17
Walker Green (31556946)	5	3	3	3	3	17
Missouri Huel (31671911)	5	3	3	3	3	17
Alfredo Blick (31567324)	5	3	3	3	3	17
Melyssa Dooley (31634487)	5	3	3	3	3	17
Vida Gerlach (31570410)	5	3	3	3	3	17

Points vs. Referral

The Points vs. Referral report allows admins to compare point data with the referral data to see if there is a correlation between the number of points being awarded and the rate of disciplinary referrals. Points and referrals are shown by month. The points represent the average points awarded to a student per day (in that month) and then the average number of points a student would have been awarded for the entire month.



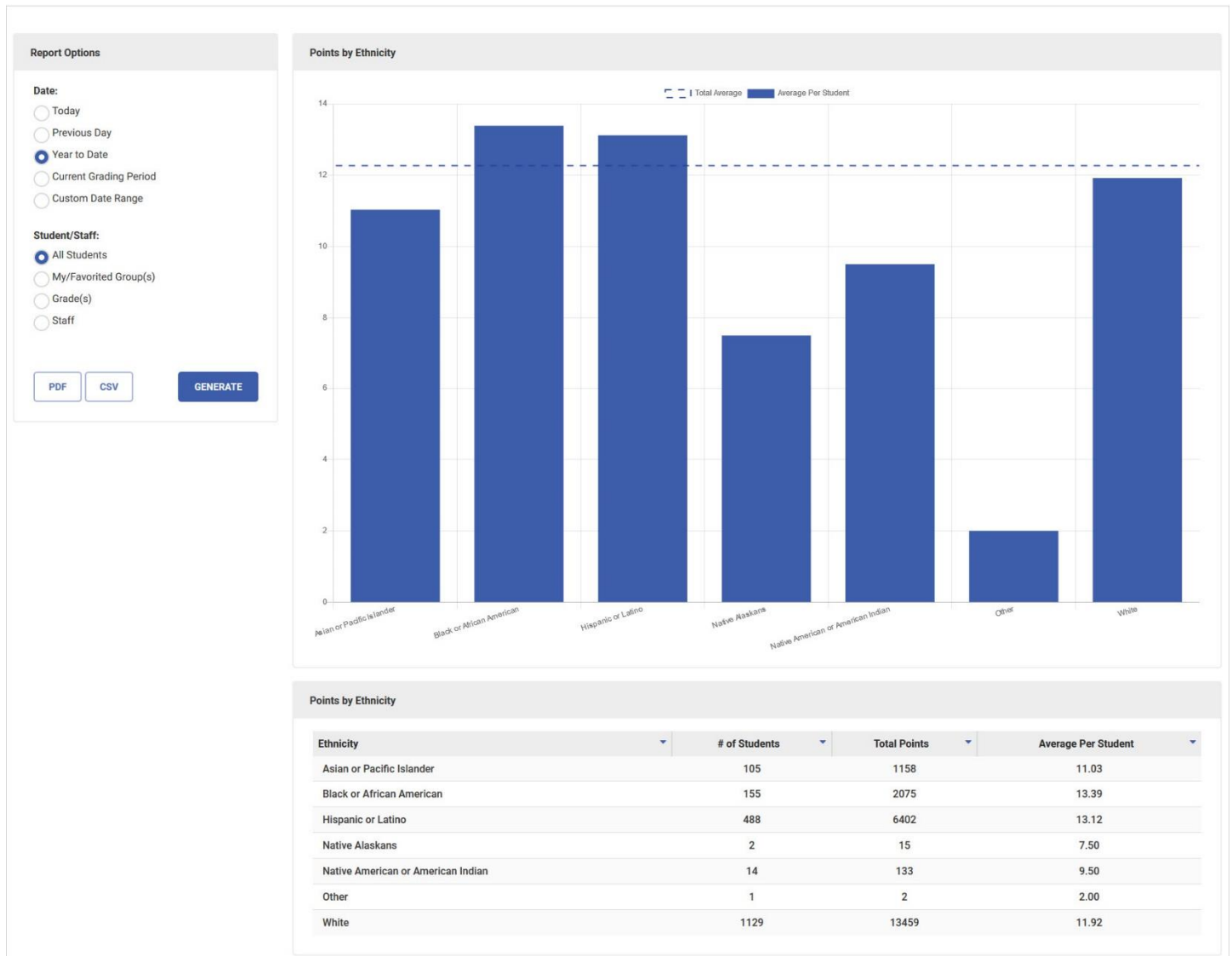
Points Awarded by Gender

The Points Awarded by Gender report shows the average number of points awarded to students based on gender, in a given time frame. It also has a trend line so that the average number of points awarded to the entire school can easily be seen. This report can be filtered by: All Students, My/Favorited Group(s), Grade or Staff.



Points Awarded by Ethnicity

The Points Awarded by Ethnicity report shows the average number of points awarded to students based on ethnicity, in a given time frame. It will allow admin to see where points inconsistencies may occur and adjust support accordingly. It also has a trend line so that the average points per student for the entire school can be seen easily. This report can be filtered by: All Students, My/Favorited Group(s), Grade(s), Staff.



Still need help?



844-458-7247 (Phone)



812-660-9040 (Fax)

support.pbisrewards.com/help
